

Recessed luminaire - Opal diffuser - direct distribution

Suitable for ceilings with visible T-bars; flat aluminium frame, powered white; steel plate housing; Housing colour traffic white RAL 9016; LED backlight light technology, Light distribution direct distribution by means of Opal diffuser of PMMA plastic, and single lenses, UGR (4H/8H) 21.6. DALI LED driver type 8 (DT8) integrated; Flexible 40cm long connecting cable wired to the luminaire via a plug system ready for operation. Protection rating: IP20/IP40 room-side. Recommended accessories for installation in cut-out ceilings, mounting frame 60110003100

## CHARACTERISTICS

Order number	60114036910
EAN number	4020863446421
Commodity code	94051190
Certification mark	IP 40/20, Protection class II, F, Indoor, CE
Impact resistance (IK rating)	IK02 (-10°C bis 40°C)
Ambient temperatur	ta -10°C to 40°C
Special properties	Ready for IoT
Warranty period	5 years
State funding programs	BEG - Federal funding for efficient buildings (valid only for Germany)

## ELECTRICAL ENGINEERING

Controller	Electronic driver DALI device type 8 (1 pcs.)
System output	38W
Mains voltage	230V/50Hz
Circuit breakers (inrush current)	10 pieces/B10, 16 pieces/B16, 16 pieces/C10, 26 pieces/C16
Energy efficiency class/light source	C

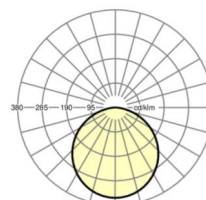

## LIGHTING TECHNOLOGY

Placement	LED, Colour rendering/Light colour CRI ≥ 80 / 2700K-6500K continuously adjustable
Colour tolerance (MacAdam)	3SDCM
Nominal luminous flux	4600lm
LED service life	50000h L80/B10 (Tq 40°C/do not cover with insulation wool)
Luminaire luminous efficiency	120lm/W
UGR lat./long.	21.6 / 21.5

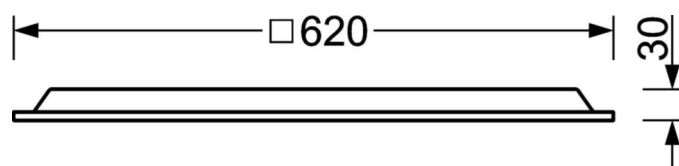
## MECHANICS

Housing colour	traffic white RAL 9016
Dimensions (LxWxDxH)	620mm x 620mm x 30mm
Depth	30mm
Ceiling system	Ceilings with visible T-rails [s-TS] (625x625 mm), cut-out ceilings [AD]
Ceiling cut-out (LxW/D)	648mm x 648mm (when using accessory mounting frame)
Installation depth	145mm [AD]; 145mm [s-TS]; 115mm [s-TS] min
Weight (net)	2.08kg
Type of installation	Recessed mounting, Ceiling installation individual mounting

## DEEP-LINK

<https://www.regiolux.de/en/article/60114036910>


Reference	LED 4600lm 827-865
ηLB	100 %
Φ ↓/↑	100 % / 0 %
UGR lat./long.	21.6 / 21.5



**Dimensions**

<b>L</b>	620 mm	Length
<b>B</b>	620 mm	Width
<b>H</b>	30 mm	Height
<b>T</b>	30 mm	Depth
<b>DA(L)</b>	648 mm	Cutting dimension length
<b>DA(B)</b>	648 mm	Cutting dimension width
<b>Et(min)</b>	115 mm	Ceiling distance minimum - minimum dimension (visible T-rail)
<b>Et(AD)</b>	145 mm	Ceiling distance minimum (cut-out ceiling)
<b>Et(TS)</b>	145 mm	Ceiling distance minimum - recommended (visible T-rail)
<b>MLTS1</b>	625 mm	Module dimension length (visible T-rail)
<b>MLTS_1/2</b>	625	Module dimension length (visible T-rail) 1/2
<b>MBTS1</b>	625 mm	Module dimension width (visible T-rail)
<b>MBTS_1/2</b>	625	Module dimension width (visible T-rail) 1/2
<b>KL</b>	144 mm	Length luminaire head or box for ballasts
<b>KB</b>	42 mm	Width luminaire head or box for ballasts
<b>KH</b>	29 mm	Height luminaire head or box for ballasts

